

Surface hardener premix of high abrasion resistance

DUROTOP is a corundum contained, ready-to-use dry shake hardener.

It is a combination of factory premixed, assorted hardening particles, corundum, cement binder and additives. Suitable for increasing the abrasion resistance of freshly laid monolithic concrete floors and cement based screeds.

AREAS OF USE

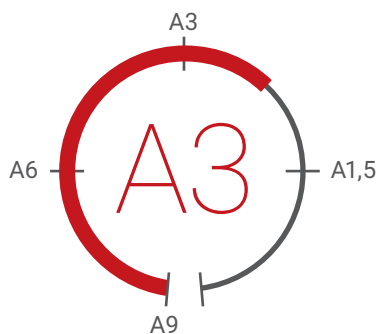
- logistics centers, high-bay warehouses
- heavy duty manufacturing plant
- cash & carry stores, DIY stores
- showrooms

PRIMARY FEATURES

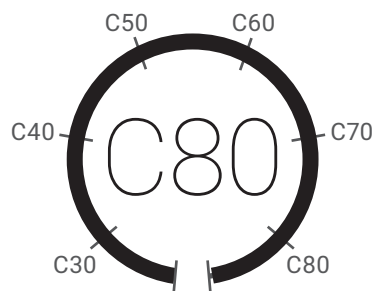
- excellent abrasion resistance
- impact resistance
- oil resistant but not stain resistant
- dust free
- easy to clean
- wide range of colors



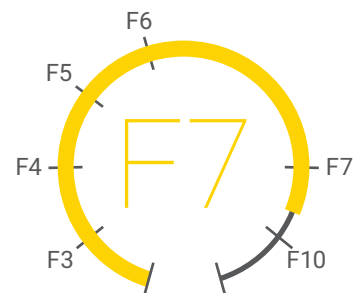
BÖHME
ABRASION RESISTANCE



COMPRESSIVE STRENGTH



FLEXURAL STRENGTH



product description

durotop

DUROTOP is designed to construct floors, which are prone to heavy duty utilization. Its use significantly increases the treated floor's lifespan. Available in 15 different colors. In case of special requirements, additional colors are also available. DUROTOP is available in standard and in PLUS variations.



MAIN FEATURES

- Very hard, abrasion resistant surface
- Easy to clean and maintain
- Dust free
- Oil resistant, but oils can cause stains on the surface
- Non-slippery
- Homogeneous, shiny surface
- Can be used in food processing plants
- Non flammable

TECHNICAL DETAILS

- Abrasion classification: A3
- Compressive strength: $\geq 80 \text{ N/mm}^2$ after 28 days
- Flexural strength $\geq 8 \text{ N/mm}^2$ after 28 days
- Hardness by MOHS scale: 8-9

INSTALLATION

The installation of DUROTOP is carried out simultaneously with the laying of the new concrete surface, which assures the perfect binding between the concrete and the dry shake hardener. Material consumption highly depends on the color. For further information refer to our Design guide.

MANUAL SPREADING (DRY-TO-WET)

The fresh, step resistant concrete should be pre-polished to ensure that moisture comes up to the surface. Then the specified amount of DUROTOP hardener should be spread evenly onto the surface in two to three layers. The spreading process can be carried out by either a manual spreading cart or by a shovel.

USING A SPREADER MACHINE (DRY-TO-WET)

After levelling the surface with a Laser Screed, DUROTOP should be spread directly on to the fresh concrete in one or two layers.

SLURRY APPLICATION (WET-TO-WET)

For slurry application, only DUROTOP PLUS version can be used. DUROTOP PLUS should be blended with water on the jobsite (4 liters/sack) and be spread on the step resistant floor after prepolishing process.

MATERIAL REQUIREMENTS

Manual spreading:	4-6 kg/m ²	2-3mm
Machine spreading:	4-9 kg/m ²	2-5mm
Slurry application:	10-18 kg/m ²	5-9mm

DUROTOP FLOOR FINISHING PROCESS

This part of the DUROTOP installation process is done by either hand trowels and/or by double disc power trowel machines until the surface becomes smooth, hard and shiny. The quality of the floor can only be ensured, if the installation instructions are followed properly. (Please read our detailed Installation guide.)

CURING – AFTER CARE

DUROTOP floors need to be protected against quick evaporation that may result in cracking. DUROCURING and DUROSEAL are curing agents that can be used for this purpose.

JOINTS

To make saw cuts, we suggest to use DUROCUT blades. Until a final close of saw cuts, DUROPLAST PVC joint profile strips will protect the edges of saw cuts. DUROFLEX PU joint sealant and DUROFOAM rolls are for permanent joint filling.

FIRST TIME USE AND MAINTENANCE

Before the use of the new floor can begin, the following drying periods and precautions must be obeyed:

Pedestrian traffic: 2 days.

Light traffic: 7 days.

Intended normal traffic: 28 days.

For cleaning purposes, use only Ph neutral detergents. (Please, refer to our Maintenance guide.) In case of colored floors maintenance is very important. We suggest to treat the floor with LIQUIDUR product. When polished, it gives a permanently shiny surface.

PACKAGING

In bags of 25 kg on 1200 kg capacity pallets.

STORAGE

The shelf life of DUROTOP is 12 months, when stored in dry and non-frost, cool conditions.

Warning!

This product description is based on laboratory tests and on the results of our own experiences. Material consumption and installation process can be influenced by additional circumstances of the application process as well. The contractor responsible for the application should verify our prepositions by a preliminary test and ensure that the conditions of the installation are ideal. We do not take any responsibility for any damage caused by defective installation. For security measures, please ask us for the product safety data sheet.

You can find detailed information about PLUS version: Design guide.